

# 2017-2018 **Nursing**Facts



Life changing.

### Our Mission

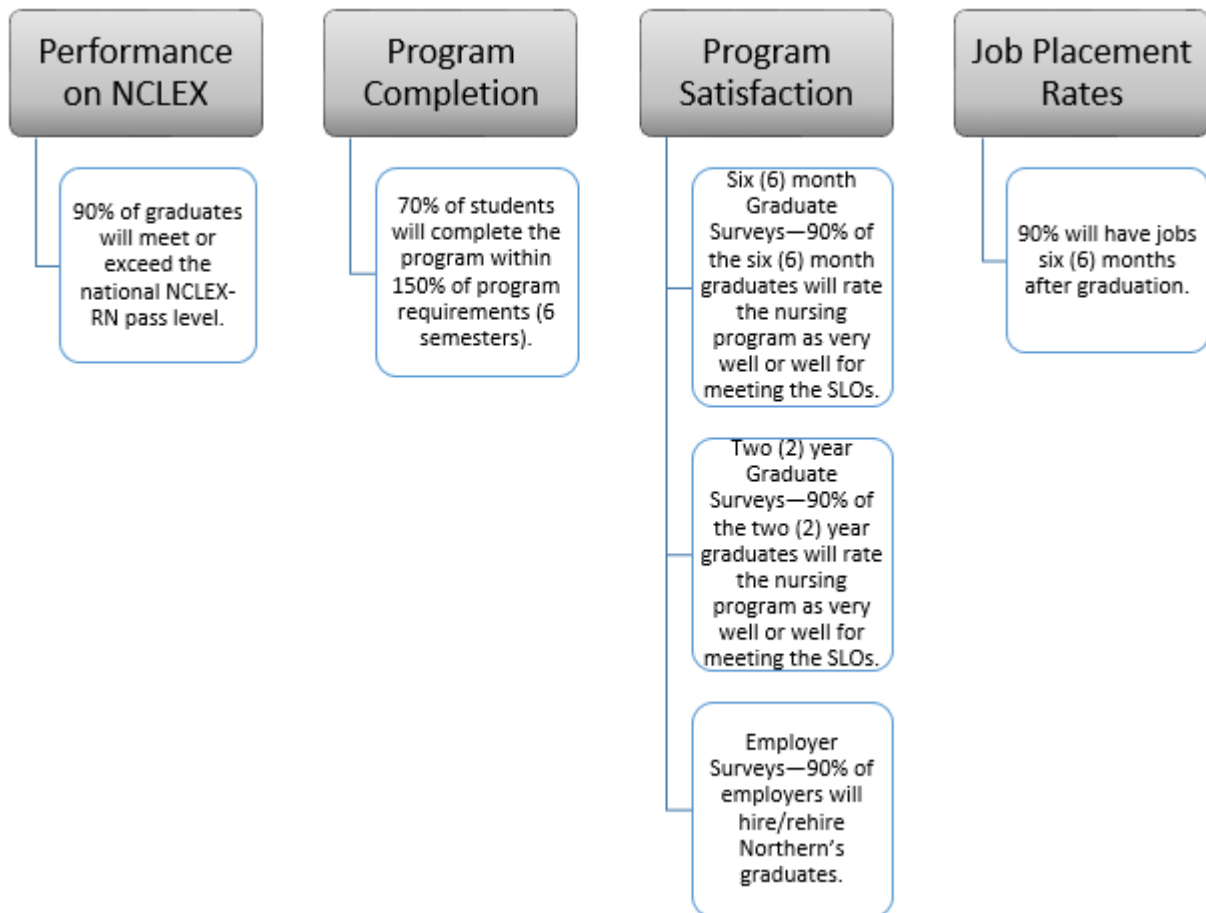
With an understanding that all individuals have worth and potential, we are committed to student learning and success. Using personal interaction, rigorous instruction and innovative technologies, we strive to provide high quality, accessible nursing education that prepares a safe, competent nurse who is committed to compassion, critical thinking and lifelong learning.

### Our Philosophy

The nursing faculty views a client as a holistic being in a continuous state of development. The client may be the individual, family, or groups with a common purpose. Each client possesses intrinsic worth, unique needs, abilities, rights, and is entitled to be treated with dignity and respect. It is the right of the client to make decisions to achieve an optimal level of health.

*The mission/philosophy and program outcomes of the nursing education unit are congruent with the core values and mission/goals of the governing organization.*

### Program Outcomes



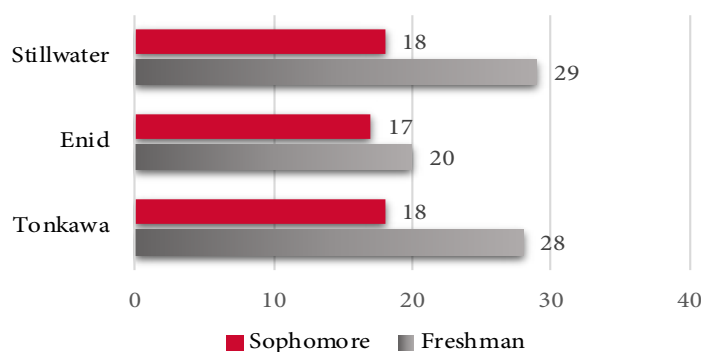
## Introduction

The Northern Oklahoma College Nursing Fact Book is a collection of Nursing Division data collected to provide information to those who make decisions, write grants, and to the public interested in the Nursing Division. The Nursing Fact Book is intended to be a snapshot of the collective department, including data from all three locations with data and information updated in July of the year reported.

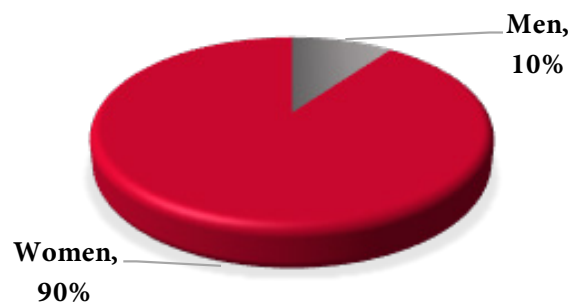
## Demographics 2017-2018

	Male	Female
Tonkawa	4	38
Enid	4	33
Stillwater	3	44
<b>Total</b>	<b>11</b>	<b>115</b>

**Nursing Student Count 2017-2018**



**Gender Count 2017-2018**

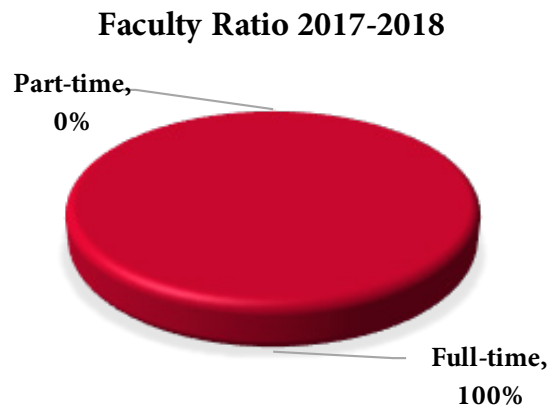


## Race/Ethnicity 2017-2018

	Tonkawa	Enid	Stillwater
<b>American Indian or Alaska Native</b>	<b>2</b>	<b>0</b>	<b>8</b>
<b>Asian</b>	<b>0</b>	<b>0</b>	<b>1</b>
<b>Black or African American</b>	<b>1</b>	<b>3</b>	<b>1</b>
<b>Native Hawaiian or other Pacific Islander</b>	<b>0</b>	<b>0</b>	<b>0</b>
<b>Hispanic/Latino</b>	<b>4</b>	<b>4</b>	<b>2</b>
<b>White</b>	<b>34</b>	<b>28</b>	<b>31</b>
<b>Unknown</b>	<b>0</b>	<b>0</b>	<b>0</b>
<b>Two races or more</b>	<b>0</b>	<b>0</b>	<b>0</b>
<b>Non-Resident/Alien</b>	<b>1</b>	<b>2</b>	<b>4</b>

### Faculty/Staff 2017-2018

	Full-time Faculty	Part-time Faculty	Full-time Staff	Part-time Staff
Tonkawa	4	0	1	0
Enid	4	0	0	1
Stillwater	5	0	0	1
<b>Total</b>	<b>13</b>	<b>0</b>	<b>1</b>	<b>2</b>



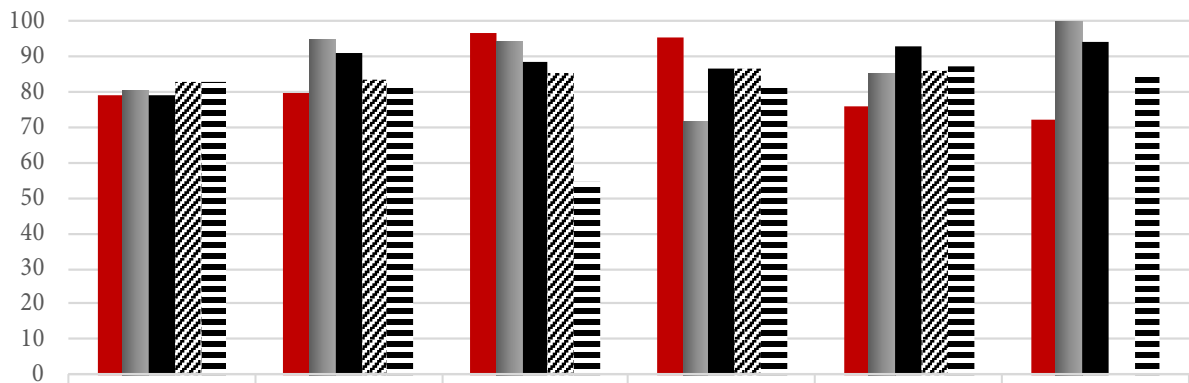
**NOC Classroom Ratio/  
Student to Faculty**

**10:1**

**State Ratio**

**20:1**

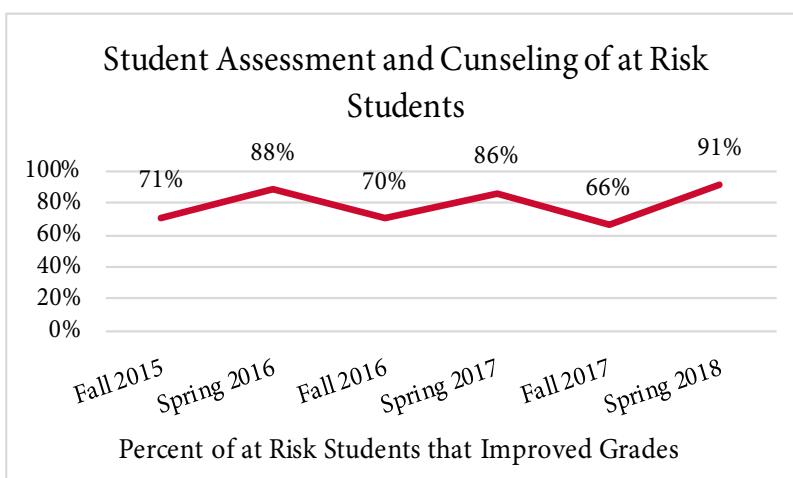
### Pass Rates on NCLEX



	2013	2014	2015	2016	2017	2018
<b>Tonkawa</b>	78.95	80	96.55	95.45	76.2	72
<b>Enid</b>	80.65	94.7	94.44	71.43	85.7	100
<b>Stillwater</b>	79.31	91.1	88.89	86.96	93.1	94.4
<b>State</b>	83.03	83.5	85.7	86.96	86.27	
<b>National</b>	83.04	81.7	54.51	81.96	87.12	85.5



All students regardless of academic capability may find themselves distracted, challenged or overwhelmed by the demands of a rigorous nursing program. Rather than allow such students to be lost from the program due to academic failure, NOC nursing faculty will make any reasonable effort to identify, counsel, and support these students.



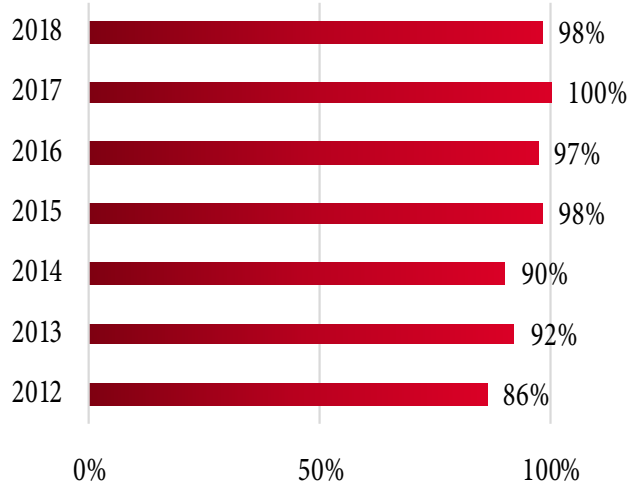
### Program Satisfaction by Graduates/6 Months

Student Learning Outcomes	2015	2016	2017	2018
Nursing Role	83%	100%	94%	94%
Clinical Reasoning/Nursing Process	83%	100%	100%	88%
Therapeutic Communication	75%	100%	100%	88%
Management Care	82%	100%	100%	88%
Assuming Accountability	83%	100%	100%	94%
Multidisciplinary Communication	83%	100%	94%	94%
Holistic Health	83%	100%	94%	94%
Global Perspective	83%	79%	81%	82%

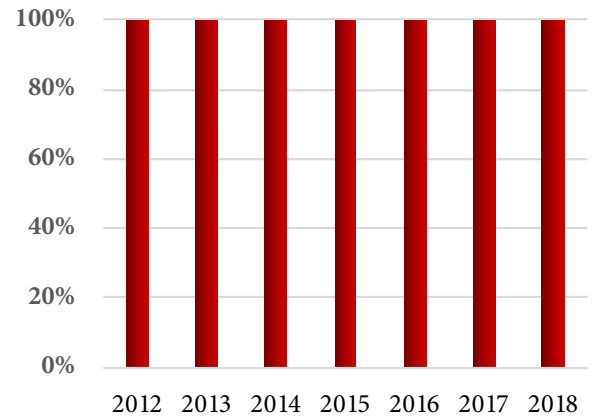
### Program Satisfaction by Graduates/2 Year

Student Learning Outcomes	2015	2016	2017	2018
Nursing Role	89%	100%	80%	89%
Clinical Reasoning/Nursing Process	95%	100%	93%	89%
Therapeutic Communication	95%	100%	73%	89%
Management Care	89%	100%	100%	89%
Assuming Accountability	100%	100%	93%	89%
Multidisciplinary Communication	100%	100%	93%	89%
Holistic Health	100%	100%	87%	89%
Global Perspective	89%	93%	73%	89%

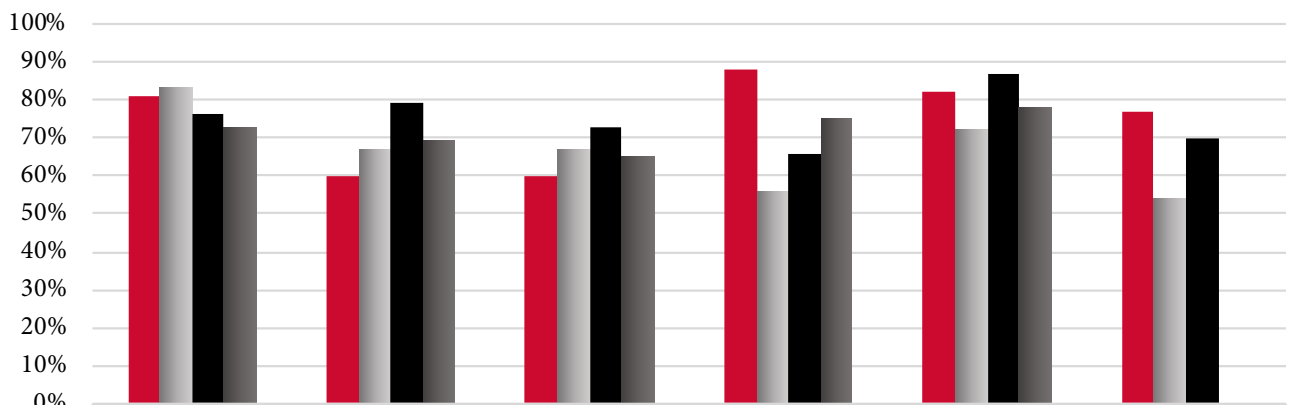
### Job Placement Rates Within 6 Months of Graduations



### Hire/Rehire



### Completion/Graduation Rates

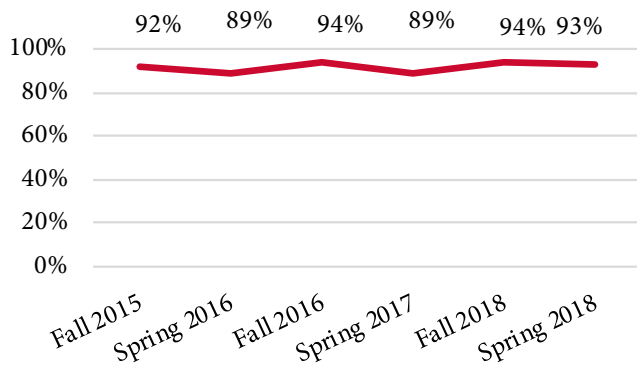


	2013	2014	2015	2016	2017	2018
■ Tonkawa	81%	60%	60%	88%	82%	77%
■ Enid	83%	67%	67%	56%	72%	54%
■ Stillwater	76%	79%	73%	66%	87%	70%
■ State	73%	69%	65%	75%	78%	

**Student Program Assessment 2017-2018**

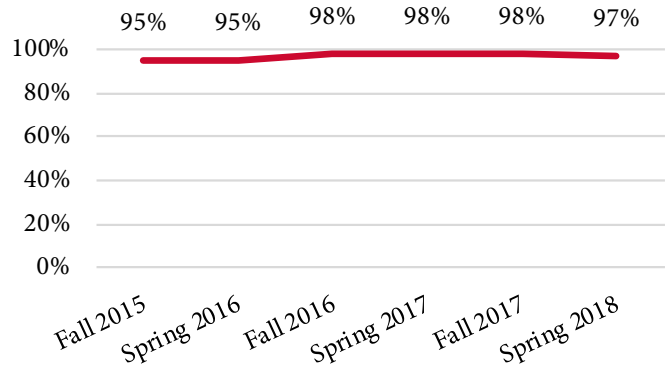
**Evaluation Skills Lab and Equipment**

The nursing skills lab and equipment are sufficient for learning.



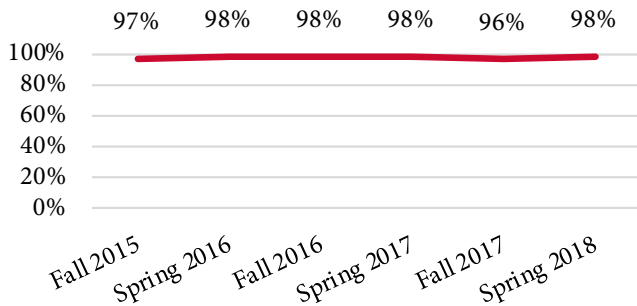
**Clinical Experiences**

I had various clinical experiences.



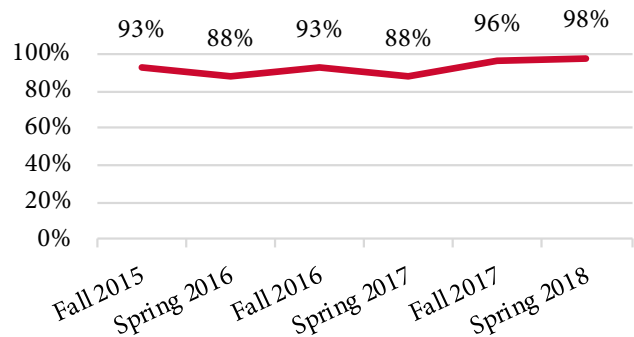
**Critical Thinking Skills**

My critical thinking skills have been put to use in the practicum experience.



**Nursing Facility**

I am satisfied with the nursing facility.



**Learning Resources**

The resources available to me (portal, simulations, textbook, online, ATI) are accessible and helpful to my learning.

